

## 2017 AMQA Member's Challenge – Single Irish Chain

Finished size approx 40' x 40''

### Fabric Requirements

Main Colour - 35 cms


Background fabric - 1.5 mts

Binding – 30cms

All fabrics are estimated to be 42'' wide, it is recommended they be pre-washed & ironed before use

Note: "WOF" means width of fabric

All seams are  $\frac{1}{4}$ " unless stated otherwise.



**Instructons:** (follow block pattern page 2 as guide)


**A1 UNIT:** Four patch, total of 52 units (4 per block). Cut 4 strips WOF from both main & background fabric all 1.5'' wide. Sew one of each together along long side then cross cut into 1.5'' wide pieces. Repeat for all strips. Make into 4 patch units to make total of 52 units. Press seams to one side.

**A2 UNIT:** Cut 4 strips 2.5'' wide x WOF from background fabric, also cut 2 strips 1.5'' wide x WOF from main fabric. Cross cut 2 of the background strips into 2.5'' long pieces & attach these to lower edge of 4 patch units as shown below.

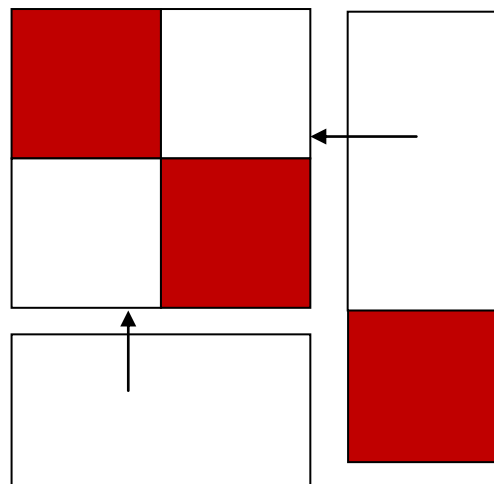
Sew 2 remaining strips of main colour to the 2 remaining strips of background fabric along length of strips. Cross cut these strips into 1.5'' wide strips & attach to the other edge of 4 patch unit as shown below. Make total of 52 UNIT A2 blocks.

Please note: UNIT A1 blocks are made first, then used to complete UNIT A2 blocks.

UNIT A1



UNIT A2





Thank you for participating, AMQA Committee